

DGRT Laminar 600 Specifications

Every effort has been made to ensure the accuracy of information in this document. This does not guarantee accuracy or relevancy to your application. Content is subject to change at any time without notification. Images are representative of the product only.

Parameter	Value	Unit	Comments
Physical			
Approx. Width (W)	600	mm	As per Figure 1
Approx. Length (L)	830	mm	As per Figure 1
Approx. Depth (D)	315	mm	As per Figure 1
Approx. Weight No cable	89	kg	
Approx. Weight with 600m 3/16th cable	145	kg	
Primary construction	Anodised Aluminium Stainless steel		
Wire-line			
Max Empty Wireline speed	21	m/ min	At base drum diameter. No load
Max Full Wireline speed	33	m/ min	Full drum of cable. No load
Max Wireline loading	80	kg	Estimated Stall weight
Max fleet angle	+/- 20	Deg	
Cable exit	Top, bottom, side Dual feed pulley design		Configurable to customer's application at time of order only.
Drum diameter	160	mm	
Gearbox	40:1 Right angle drive		Other options available
Signals lines	4 for 3/16 th cable + armour		Customer can request alternative cable.
Cable head	1 conductor or 4 conductor Gearhart Owen standard		User selectable
Cable laying	Electronically controlled. Adjustable to wireline cable application		User adjustable via hand control.
Speed and Depth			
Measure type	Single Pulley. Dual pulley configurable		One depth sensor standard
Min Analogue Depth factor	0.41667	mm/pulse	1 by quadrature interpretation
Default Analogue Depth factor	1	mm/pulse	1 by quadrature interpretation
Analogue Depth output encoding	Incremental quadrature		
Analogue Depth Drivers	RS422 differential or single		

	ended		
Max Encoder External Voltage	30	V	Refer to wiring guide
Internal Encoder Voltages	5,12 or 10-30	V	Refer to wiring guide
Max Internal Encoder Current	100	mA	Refer to wiring guide
Min Internal Resolution	<0.1	mm	
Speed control	Digitally controlled depth and speed		Accessible from hand control and computer interface
Depth control	Digitally controlled depth		Accessible from computer interface
Electrical			
Line voltage	240	VAC	
Line frequency	50	Hz	
Nominal Input power	0.5	kW	
Safety	Chassis connect to safety ground		
Power wiring	Australian 3 prong plug fly lead		
Electronics Safety Fuse	1 Amp 5x20mm 250V		
Main drive Safety Fuse	10 Amp 5x20mm 250V		
Drum Motor Power	0.37	kW	Configurable to customers application
Drum Motor max speed	1750	RPM	
Control and Interface			
PC programmable	TCP/IP socket		Call DGRT
Multiple hand control capable	Yes		One hand control comes standard. Requires additional Components
Status LED	Green, flashing		Off. No power On. Power applied Flashing. Executing
System wiring	Fly-lead standard		Configured at time of order
Hand control			
Control inputs	Remote Target depth Remote Target speed Remote Lay adjustment Remote Start and Stop Remote torque limiting		Complete control of winch from hand control
Speed Control modes	Target Mode Manual feed		All modes use closed loop speed control
Dust proof and spray proof	IP67		
LCD display	70x40 Speed, Depth and menu selection	mm	Displays all critical system information

Safety		
Emergency stop	Latching Mushroom button on winch body. Actuator power electromechanically removed Hand control lock out	Depth and system remain online. Remote wiring optional
Start/Restart	Yes	Positive action required by operator
Over spool detection	Yes	Soft stop. No external sensors required
Hands free winch operation	Yes	All winch operations are accessible from hand control
Reduced pinch and crush hazards	No chians No exposed gears	
Guarding	Drum Cable carrier	Configurable to customer requirements

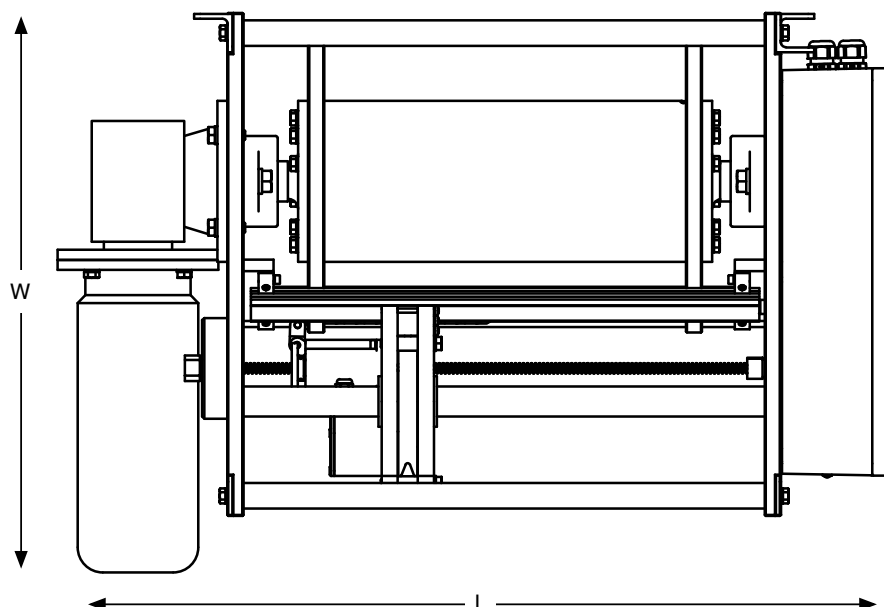


Figure 1 Dimension reference

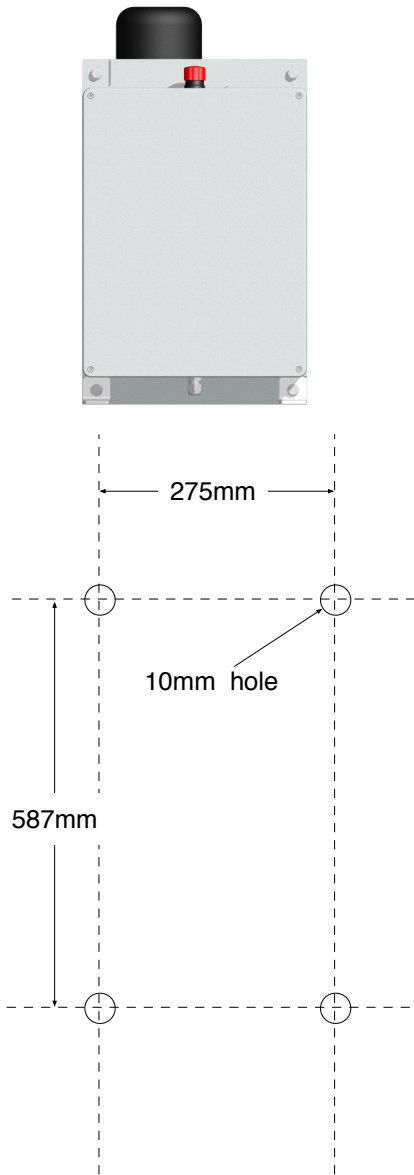


Figure 2 Vertical orientation pattern

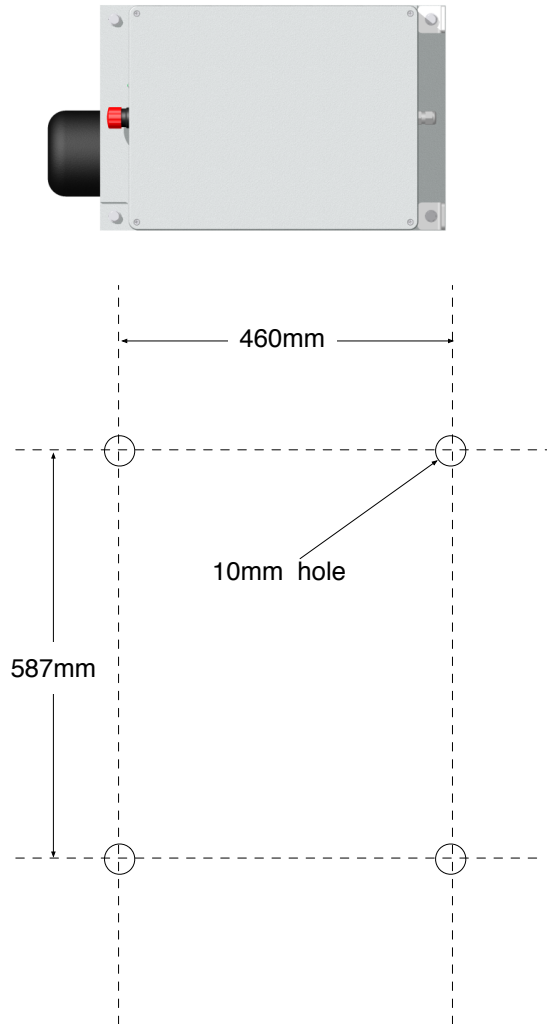


Figure 3 Horizontal orientation pattern

DGRT ■ Geophysical Engineering
 ■ Borehole Winches ■ Borehole Sondes
 ■ Equipment Servicing ■ Software Solutions
www.dgrt.com.au

Copyright 2013 DGRT Pty Ltd. www.dgrt.com.au
 Document version 2.1